

[Factory option]

Sequin Device III Twin Type

PAT

Multi-head Automatic Embroidery Machines



Max. speed
1,000 rpm


Possible to embroider a max of 4 sizes, shapes and colors on 1 head!

2 types of sequins on one side or 4 types of sequins on both Left and Right sides can be stitched at will. Both the design diversity and the production efficiency are satisfied by the Sequin Device III Twin Type. By combining the newly developed Bead Cording Attachment, bead stitching can be completed more precisely and wide variety of embroidery can be achieved.

Bead Cording Attachment Now on Sale !

except for TMAR-KC series

FUNCTION GUIDE



① 2 types of sequins on one side, a max of 4 types of sequins

Sequin diameters 2mm - 9mm are available and 4 kinds of sequins on both Left and Right sides can be set.

*For 2mm sequin the exclusive guide is necessary. (option)

② High-speed operation at max 1000 rpm

Sequin stitching with the high productivity corresponding to high-speed operation at a max 1000 rpm.

*Max. 800rpm for switching sequins.

③ Features a motor-driven lifter

Realization of stable lifting motion by adopting a pulse motor and slide screw. Thanks to this, the old pneumatic equipment becomes unnecessary. Moreover, by creating a 2 step lifting position, it avoids loss of time and improves production efficiency.

④ Manual table-lifter switch

The switch for individual lifting is set on the front of the device. Thanks to this, adjustment work becomes easier.

⑤ Stability Improvement of Underpart Unit

Lower section of the Sequin Device is improved and the sequin becomes more stably stitched.

⑥ Bead Cording Attachment (Distributor's option)

The exclusive beads (dia.2.5mm) can be stitched by using the Bead Cording Attachment.

*Except for TMAR-KC series

*Regarding installation of Bead Cording Attachment, please consult with your distributor.

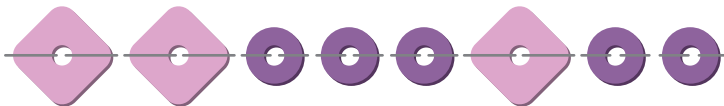
Sequin Device III Twin Type **PAT**

Universal Layout with 2 types of sequins whose sizes, shapes and colors are different.

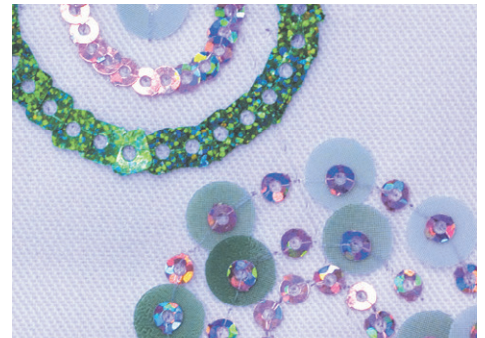
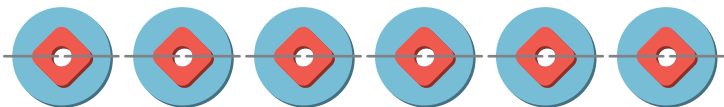
A wide variety of stitching patterns not only single color sequin but also overlapping sequins are possible. Also beads can be stitched standing, vertical and horizontal direction.

Basic sequin embroidery stitching patterns

1 Embroidering 2 types of sequins in line arbitrarily



2 Embroidering 2 types of sequins overlapped



3 Embroidering the beads in line vertically or horizontally. Consecutive embroidery is also possible.



Installable models

TFGNII series / TMAR-KC series / TLMX series / TCMX series / TFMX series / TFMX-C (Single Head) series

*Bead Cording Attachment is distributor's option.

*Bead Cording Attachment cannot be fixed to TMAR-KC series.

*For 6 needle machine, either L side or R side can be fixed to.

*Design data is necessary to be made by TBF (Tajima Binary Format).

*For improvement, the specifications will be changed without prior notice. The rotational speed depends on the use condition, models and frame type.

*Unauthorized use of registered trademarks and product designs which appear in this catalog is prohibited by law.

Seller

Tajima Industries Ltd.

No. 1800 Ushiyama-cho, Kasugai, Aichi-pref. 486-0901 JAPAN
TEL : 81-568-90-6512, 6514, 6518 FAX : 81-568-90-6513, 6515, 6519



<http://www.tajima.com>




<https://www.facebook.com/TajimaGroup>

Manufacturer

Tokai Industrial Sewing Machine Co.,Ltd.

Please contact with our distributor below.



* The specifications and designs of our products are subject to change without notice for performance improvement.