


UBCII

BOBBIN CHANGER II PAT



The push of a single button replaces the bobbins of all the heads at one time, drastically reducing the downtime for replacement of under thread bobbins!

REMARKABLY INCREASES PRODUCTION EFFICIENCY!



SUBSTANTIAL REDUCTION OF OPERATOR LABOR.

BOBBIN CHANGER II

MAJOR ADVANTAGES

1. Replacement of under thread is essential in the embroidery process.
UBCII allows you to preset under thread bobbin replacement on all the heads while the machine is in operation. This considerably decreases machine downtime due to replacement of under thread bobbins.
2. The push of a single button replaces under thread bobbins of all the heads at one time.
Furthermore, the location of under bobbin replacement shifts from the rotary hooks inside the machine to the table front, which greatly reduces the workloads of operators.



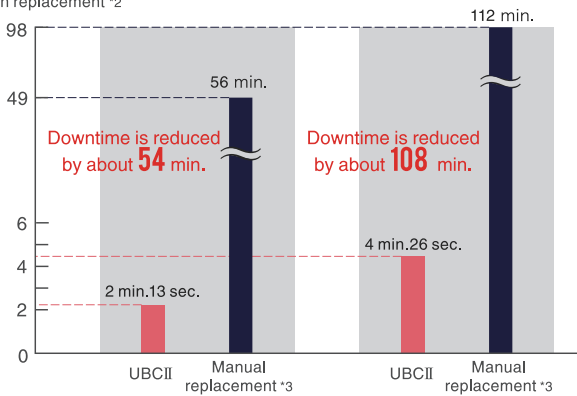
PRODUCTION / WORKING EFFICIENCY

When you embroider an embroidery design, shown below right as an example, then productivity will be improved by **13 %**.
You don't need to worry about how to improve productivity any longer.

Embroidery sample (full size)
Design size: 52mm(W)x 40mm(H)
Total stitch count: 6,840 stitches
Measured using model: TFGN-920 (20 heads)
Average stitch length in the design: 2mm



Time (min.) required for bobbin replacement *2



Times of replacement / Working hour

UBCII decreases the time for replacement to about 4 and a half min./day by **95 min.**, compared with about 100 min. by manual replacement for 16 actual working hours per day (See the block chart right.).

*1. The basic grounds for measurement of the times to replace under thread are as follows:
Measured with: TFGN-920, revolution: 1,000 rpm, stitch length in design: 2mm, under thread consumption: 70% of stitch length, under thread length: 100m in a bobbin, replacement times: 7 times/8 hours (working time), replacement times: 14 times/16 hours (working time)

*2. Bobbin replacement time is calculated on the basis of 16 sec./replacement for Y-axis 450mm type UBCII and 19 sec./replacement for Y-axis 680mm type UBCII and 8 min./replacement for manual replacement.
(The block chart right shows the measured values with Y-axis 680mm type UBCII.)


*3. Shows the working time, necessary for manual replacement by an operator.

MAJOR FEATURES




1 Motor driven type UBC units

UBC device consists of individual UBC units. They are driven independently which enables you to suspend only the troubled heads at the outbreak of a trouble. You can also select either all or alternate heads for operation on the Controller.




2 Controller & Head panels to control movement of the device

A controller to control the entire UBC device and Head panels to control each UBC unit are built-in. It is now possible to start all the heads after bobbin replacement by a command on each Head panel and you do not need to move to the Controller.




3 Selectable Bobbin cassette rotation (in 2 ways)

Select from either 2-pole (with 1 stock) or 4 pole (with 3 stocks) type bobbin cassette rotation. 2-pole type rotates 180° while 4-pole type rotates 90° for bobbin replacement to match with your application.



4 User-friendly function to Assist replacement of under bobbins


A buzzer will sound to tell you when it is time to replace an empty bobbin. Empty bobbins come forward using a switch operation for easy replacement. * This function is available only for 4-pole rotation type.



5 Under thread holding mechanism to prevent stitch starting error

The tail length of under thread is held at the equal length by a knife to prevent stitch starting error. The tail length of under thread is variable by adjustment of the knife.

○Knife



6 LED display function to minimize time loss

At the occurrence of an error LED will blink on the related Head panels. Moreover, the LED on the Operation panel will display the error code so that you can check the cause of the error immediately.

* UBC II is applicable to the machines with head intervals 162.4mm or more.

* 2 types are available for UBC II: Y-axis embroidery space 450mm or Y-axis embroidery space 680mm.

* Special bobbin cases for UBC II are to be used.

* We reserve the right to change the specification for improvements without previous notice.

* No design nor registered trademark of the products contained in this catalog may be used without the prior permission.

Tajima Industries Ltd.

No. 1800 Ushiyama-cho, Kasugai, Aichi-pref. 486-0901 JAPAN
TEL : 81-568-90-6512, 6514, 6518 FAX : 81-568-90-6513, 6515, 6519

TISM Co.,Ltd.